

10 08 09 flexmls® Web Enhancements

AutoSave for Adding or Editing listings:

When Adding or Editing a listing, flexmls will auto-save the listing automatically for the first time after two minutes as you continue to work and every two minutes thereafter. If you are entering in a *new* listing, the auto-save feature will save your listing as *Incomplete*, which can later be accessed from your flexmls Menu bar by clicking *Add/Change* and then *Incomplete*. In order for the auto-save to work, a listing member must be selected. Please note that this does not replace the *Save Incomplete* function from the *Add Listing* screen. You must still use the *Save Incomplete* button before you leave the *Add Listing* screen to save any changes that have been made since the last auto-save.

Add Listing [Last AutoSave: 11:29 am] Add Listing Save Incomplete

General **Address** Main Fields Details Rooms Export Show All Fields

[House Number] [Compass] [Street Name] [St Suffix] Unit #
123 N Main Station

[City/Town Code] [State/Province] [Zip Code] Zip4 Country [County Code] Bldg Number [Hundred Block] [Hndr Blk Direction]
Phoenix AZ USA Select One

[Assessor's Book #] [Assessor's Map #] [Assessor's Parcel #] Assessor Parcel Ltr
3 character minimum. Currently 0 characters.

Populate Tax Data

If you are making changes to a listing **already on** the MLS (one with an MLS # assigned), the auto-save can be used to **recover** your data if in the event your Browser or Internet drops. You can retrieve your data (from the point of the last auto-save) by editing your listing again.

The *Attention!* prompt below will appear if something happened to your last edit of the listing and was not completed (such as power outage, Browser crash, etc.).

Return to Search Results

Change Listing: Attention! Save Changes Cancel

Address **Main Fields** Details Rooms Show All Fields

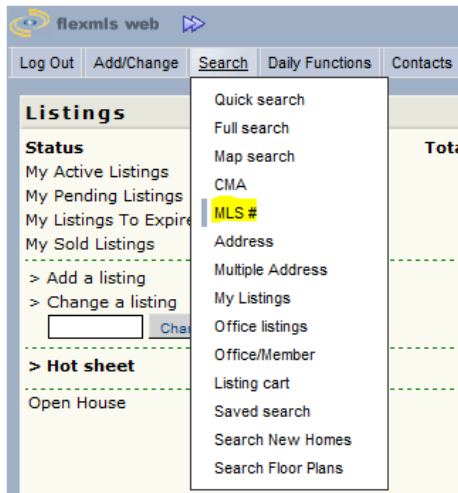
Contract Data
Contingent
Terms

There is a newer version of this listing that was not saved. What would you like to do?

- Recover this listing
- Discard the information

List Number becomes MLS

Throughout flexmls, the term and function for *List Number* becomes *MLS #*.

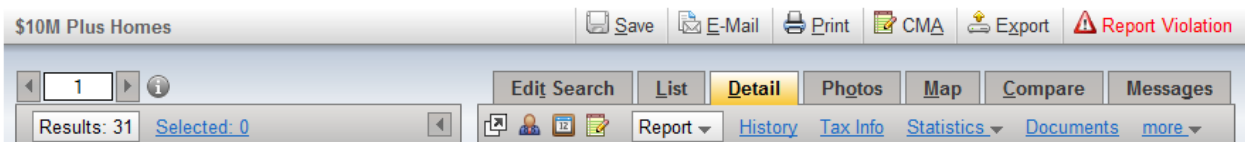


Search Results Enhancements for MLS, Portal, IDX users

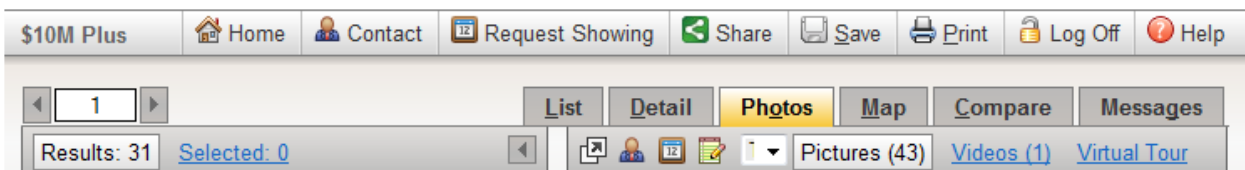
There is now a new Menu bar at the top of the Search Results page with buttons for the most common tasks, which has replaced the Links that used to lead you to those same features. This makes the functions a little more obvious to new and existing users.

Also, the tab that is currently selected now displays in a yellowish glow and the sub-tabs are now Links, which will be outlined and highlight light gray when selected.

The new look for flexmls Users:



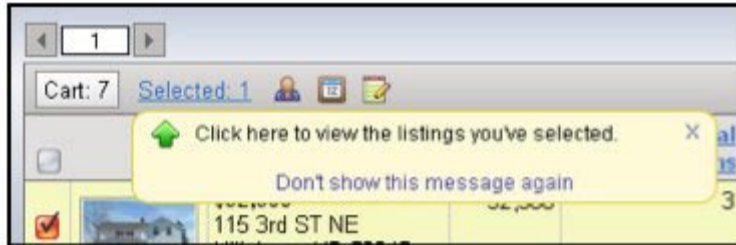
The new look for Portal Users:



IDX and Portal Enhancements

For your client:

Along with the Menu bar changes, “Spotlight” bubbles have been added to highlight various features of your customers’ Search Results screen. For example, when an IDX or Portal user selects a listing, a message appears highlighting the Selected link. These messages disappear automatically after a moment, or may be manually dismissed at any time.



For you:

Access to the Portal Settings that are found on the Portal Tab of a Contact have been relocated. The settings used to reside on the right-hand side of the screen on the Portal tab – to the right of Portal Listing Carts. It is now accessed by clicking the **Change Settings...** link, which appears on the bottom-left corner of the screen.

Once the link is clicked, the Portal Settings will appear.

A screenshot of the 'Contact Management' software interface. The main window shows a table of contacts with columns for Display Name, E-mail, Phone, Portal, and Last Login. A 'Portal Settings' dialog box is open in the foreground. The dialog has sections for 'Start Position' (set to '- Tax'), 'List view' (set to '[1 - Client View*]'), and 'List sort' (set to 'Sort listings by New or Recently Changed first'). There are several checked options under 'Detail', including 'Report Listing Detail Report', 'Tax Info', 'Supplement', 'Documents', 'Open Houses', 'Mortgage Calculator', 'Photos', 'Video(s)', 'Virtual Tour', and 'Map'. At the bottom of the dialog are 'Save Settings' and 'Cancel' buttons. In the background, the 'Change Settings...' link is highlighted in yellow at the bottom left of the contact's profile area.

A summary of *Listings Viewed By [Client Name]* has taken the place of the Portal Settings on the right-hand side of the screen. This feature will list the properties your client has viewed and the number of times they have looked at them. You will notice that each MLS # and Address on the list is an active link that can be clicked to quickly jump to detailed information about that property. There is also a link to *view all...* which will load all of the properties in the list into the Search Results screen where you'll have access to all the flexmls listing features.

Kendrick, Lisa | Searches/Auto E-mail | Portal | Messages | Notes | Links

Client Portal: ON OFF | View Portal | E-mail Portal Link
 Your portal url: <http://portal.flexmls.com/marcy>

Portal Listing Carts		Listings Viewed By Kendrick, Lisa (view all...)		
Recommended	0 X	MLS #	Address	Views
Favorites	7 X	2905808	5227 E Arroyo RD	1
Possibilities	2 X	4072299	6245 N HOGAHN DR	1
Rejects	3 X	4199955	4928 E Cottontail Run RD	1

Portal Activity
 Last Login: 10/08/2009 at 12:31 PM
 Send a message to me when Kendrick, Lisa logs into the portal

Portal Account
 Username: lisa [change username](#)
 Password: ***** [change password](#)
[Change Settings...](#)

Multiple List Number Search Results for Kendrick, Lisa | Save | E-Mail | Print | CMA | Export | Report Violation

1 | Edit Search | List | Detail | Photos | Map | Compare | Messages

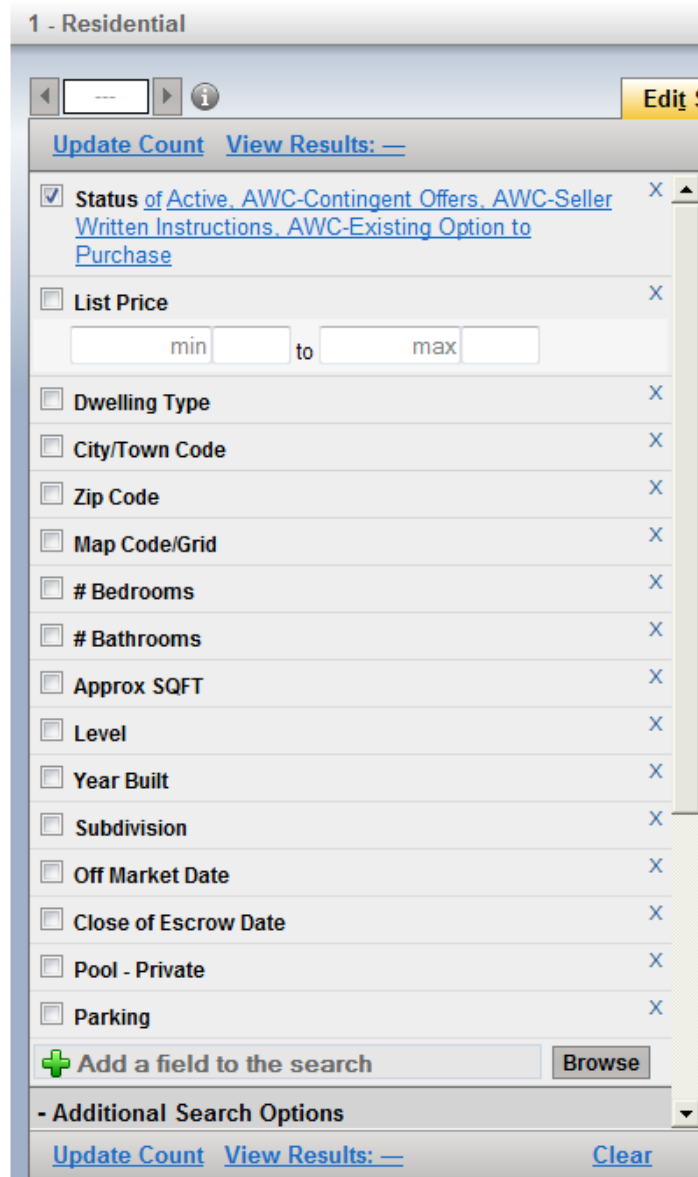
Results: 3 | Selected: 0 | Sort | View [1 - Client View]

	Price / Status / MLS #	Subdivision	Year Built	Bedrooms	Bathrooms	Approx SQFT
1	 \$11,990,000 6245 N HOGAHN DR Paradise Valley, AZ 85253 Active / 4072299	GOLDWATER ESTATES	2000	4	5.5	8,694
2	 \$12,950,000 5227 E Arroyo RD Paradise Valley, AZ 85253 Active / 2905808	Paradise Valley Estates	2008	7	10	16,087
3	 \$15,500,000 4928 E Cottontail Run RD Paradise Valley, AZ 85253 Active / 4199955	n/a	2009	6	11	18,416

Improved Quick Search Interface

When you start a new Quick Search, the fields will now appear collapsed by default* making it easier to find the field you are looking for. Also, all numeric fields (price, bedrooms, baths, etc) will have the pre-filled 9's removed from the search; there is **no need** to fill in the empty box to specify a 'max' range. The pre-filled zeroes will appear after you enter numbers in the first price box.

*If you prefer the fields expanded while performing your Quick Search, you can apply a preference called *Expand all fields for Quick Searches*.



1 - Residential

Update Count View Results: —

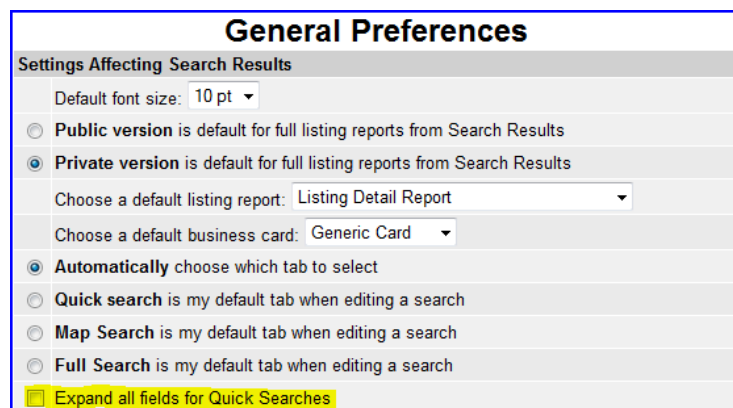
- Status of Active, AWC-Contingent Offers, AWC-Seller Written Instructions, AWC-Existing Option to Purchase X
- List Price X
min to max
- Dwelling Type X
- City/Town Code X
- Zip Code X
- Map Code/Grid X
- # Bedrooms X
- # Bathrooms X
- Approx SQFT X
- Level X
- Year Built X
- Subdivision X
- Off Market Date X
- Close of Escrow Date X
- Pool - Private X
- Parking X

+ Add a field to the search Browse

- Additional Search Options

Update Count View Results: — Clear

This preference can be found by navigating to *Preferences -> General Preferences*.



General Preferences

Settings Affecting Search Results

Default font size: 10 pt

Public version is default for full listing reports from Search Results

Private version is default for full listing reports from Search Results

Choose a default listing report: Listing Detail Report

Choose a default business card: Generic Card

Automatically choose which tab to select

Quick search is my default tab when editing a search

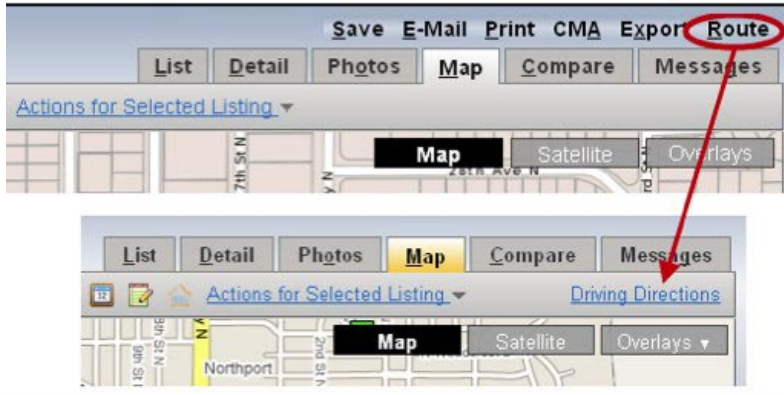
Map Search is my default tab when editing a search

Full Search is my default tab when editing a search

Expand all fields for Quick Searches

Route Function Relocation

The Route function has been moved to the Map tab and has been renamed *Driving Directions*. The functionality of the feature has *not* changed.



Additions to the Listing Activity Report

The Listing Activity Report, which can be accessed by clicking the 'little gray triangle' next to the MLS#, has been enhanced to include information about *Where people are viewing this listing*, *People who liked this listing also liked*, and *People who viewed this listing also viewed*.

The image shows a screenshot of a web application interface displaying a list of real estate listings. The interface includes a search bar, a 'List' button, and a 'Results: 3' indicator. The listings are displayed in a table with columns for 'Price / Status / MLS #', 'Subdivision', and 'Listing Details'. A dropdown menu is open for the listing with MLS # 4029196, showing options: 'Schedule a Showing', 'Match Contacts', 'Error Form', 'Edit Listing', and 'Listing Activity'. A blue arrow points from the 'little gray triangle' next to the MLS # to the dropdown menu.

	Price / Status / MLS #	Subdivision
1	\$800 5302 E VAN BUREN ST 1022 Phoenix, AZ 85008 Active / 4029196	Belaflo
2	\$165,900 19245 W Whitton AVE Litchfield Park, AZ 85141 Active / 4198683	Litchfield Park, AZ 85141
3	\$219,900 7344 W VILLA THERESE Glendale, AZ 85308 Active / 4269110	Glendale, AZ 85308

- Schedule a Showing
- Match Contacts
- Error Form
- Edit Listing
- Listing Activity